




Optocoupler

Test Certificate



Certificate No	7081
This is to certify that	Optocoupler types as listed in the schedule to this certificate
Submitted by	Vishay Semiconductor GmbH Theresienstraße 2 D-74072 Heilbronn Germany
	have been tested by BSI in accordance with PS082 and Test Leaflet 5 to BS EN 60065:2002 (IEC 60065:2001) up to and including Amendment No.1 Sub-clauses 13.6, 14.11 and 20.1.4
	Details of the scope of the testing are given in BSI Report No 172298 and any addenda thereto.
Signed	
Issue date	23 April 2008
Expiry date	22 April 2010
	Attention is drawn to the conditions under which this certificate is issued, namely:
	1. The general conditions relating to acceptance of testing (PS082) and the specific conditions (Test Leaflet No TL5 or TL22 as stated above) apply in all respects.
	2. This certificate may not be published except in full including any schedule unless permission for the publication of an approved extract has been obtained in writing from the Managing Director of BSI Product Services.
	3. This certificate is valid until the expiry date shown above. It shall then be considered cancelled and withdrawn and shall not be used in any way whatsoever.
	4. If BSI is satisfied that the manufacturer is marketing what is purporting to be the same model of component but which has been altered or modified or is in any material aspect different from the item tested or is satisfied in respect of evidence discovered by or submitted to it that components purporting to be identical to that originally certified are no longer meeting any part of the requirements of the original examination and tests then the certificate will be immediately withdrawn and shall not be used in any way whatsoever.

Prepared by: BSI Product Services Maylands Avenue Hemel Hempstead Hertfordshire HP2 4SQ



Schedule to Test Certificate No 7081
 Schedule issue date 23 April 2008
 Test Certificate expiry date 22 April 2010
 Page 1 of 4



Item 3.	Coupling system construction: 'U'. Maximum operating temperature: 100 °C. Operating voltage: ≤ 380 V rms. Outer moulding / Inner moulding (coupling) combination: MG17-0604F / RT601. Transistor output.		
	TCET1100	TCET1100G	TCET1103GD
	TCET1101	TCET1101G	
	TCET1102	TCET1102G	TCET1103-3034
	TCET1103	TCET1103G	TCET1109-3028
	TCET1104	TCET1104G	
	TCET1105	TCET1105G	CNY74-2H
	TCET1106	TCET1106G	CNY74-4H
	TCET1107	TCET1107G	
	TCET1108	TCET1108G	
	TCET1109	TCET1109G	
	TCET1200	TCET1200G	
	TCET2100	TCET2100G	
	TCET2200		
	TCET4100	TCET4100G	
TCET4106	TCET4106G		

Item 4.	Coupling system construction: 'U'. Maximum operating temperature: 100 °C. Operating voltage: ≤ 380 V rms. Outer moulding / Inner moulding (coupling) combination: MG17-0604F / RT601. Darlington transistor output.		
	TCED1100	TCED1100G	
	TCED2100	TCED2100G	
	TCED4100	TCED4100G	

Item 5.	Coupling system construction: 'U'. Maximum operating temperature: 100 °C. Operating voltage: ≤ 380 V rms. Outer moulding / Inner moulding (coupling) combination: MG17-0604F / RT601. a.c. input, transistor output.		
	TCET1600	TCET1600G	
	TCET2600	TCET2600G	
	TCET4600	TCET4600G	

This schedule must be read in conjunction with the test certificate identified above and may not be published except in full including the certificate.

Prepared by: BSI Product Services Maylands Avenue Hemel Hempstead Hertfordshire HP2 4SQ




Schedule to Test Certificate No 7081
 Schedule issue date 23 April 2008
 Test Certificate expiry date 22 April 2010
 Page 2 of 4



Item 6a.	Coupling system construction: 'W'. Maximum operating temperature: 100°C. Operating voltage: ≤ 400 V rms. Outer moulding / Inner moulding (coupling) combination: MG17-0604F / Hipec Q3-6633. Single channel; d.c. input; without base. Transistor output with CTR selection.		
	TCLT1000	TCLT1004	TCLT1008
	TCLT1001	TCLT1005	TCLT1009
	TCLT1002	TCLT1006	
	TCLT1003	TCLT1007	

Item 6b.	Coupling system construction: 'W'. Maximum operating temperature: 110°C. Operating voltage: ≤ 400 V rms. Outer moulding / Inner moulding (coupling) combination: MG17-0604F / Hipec Q3-6633. Single channel; d.c. input; without base. Transistor output with CTR selection.		
	TCLT1010	TCLT1014	TCLT1018
	TCLT1011	TCLT1015	TCLT1019
	TCLT1012	TCLT1016	
	TCLT1013	TCLT1017	

Item 7.	Coupling system construction: 'W'. Maximum operating temperature: 110°C. Single channel, standard transistor with a.c. input. Operating voltage: ≤ 400 V rms. Outer moulding / Inner moulding (coupling) combination MG17-0604F / Hipec Q3-6633. a.c. input, transistor output.		
	TCLT1600		



This schedule must be read in conjunction with the test certificate identified above and may not be published except in full including the certificate.

Prepared by: BSI Product Services Maylands Avenue Hemel Hempstead Hertfordshire HP2 4SQ




Schedule to Test Certificate No 7081
 Schedule issue date 23 April 2008
 Test Certificate expiry date 22 April 2010
 Page 3 of 4



Item 8a.	Coupling system construction: 'W'. Maximum operating temperature: 100°C. Operating voltage: ≤ 400 V rms. Outer moulding / Inner moulding (coupling) combination: MG17-0604F / Hipec Q3-6633. Single channel; d.c. input; with base. Standard transistor output with CTR selection.		
	TCLT1100	TCLT1104	TCLT1108
	TCLT1101	TCLT1105	TCLT1109
	TCLT1102	TCLT1106	
	TCLT1103	TCLT1107	

Item 8b.	Coupling system construction: 'W'. Maximum operating temperature: 110°C. Operating voltage: ≤ 400 V rms. Outer moulding / Inner moulding (coupling) combination: MG17-0604F / Hipec Q3-6633. Single channel; d.c. input; with base. Standard transistor output with CTR selection.		
	TCLT1110	TCLT1114	TCLT1118
	TCLT1111	TCLT1115	TCLT1119
	TCLT1112	TCLT1116	
	TCLT1113	TCLT1117	

Item 9.	Coupling system construction: 'W'. Maximum operating temperature: 110°C. Operating voltage: ≤ 400 V rms. Outer moulding / Inner moulding (coupling) combination: MG17-0604F / Hipec Q3-6633. Single channel; d.c. input; without base. Darlington transistor output.		
	TCLD1000		



This schedule must be read in conjunction with the test certificate identified above and may not be published except in full including the certificate.

Prepared by: BSI Product Services Maylands Avenue Hemel Hempstead Hertfordshire HP2 4SQ




Schedule to Test Certificate No 7081
 Schedule issue date 23 April 2008
 Test Certificate expiry date 22 April 2010
 Page 4 of 4



Item 10.	Coupling system construction: 'U'. Maximum operating temperature: 110 °C. Operating voltage: ≤ 380 V rms. Outer moulding / Inner moulding (coupling) combination: MG17-0604F / RT601. Transistor output.		
	TCET1110	TCET1110G	TCET1112GD
	TCET1111	TCET1111G	TCET1113GD
	TCET1112	TCET1112G	
	TCET1113	TCET1113G	
	TCET1114	TCET1114G	
	TCET1115	TCET1115G	
	TCET1116	TCET1116G	
	TCET1117	TCET1117G	
	TCET1118	TCET1118G	
	TCET1119	TCET1119G	

As rated below:

- | | |
|----------------------------------------|-----------------------------------------------------------------|
| 1. Insulation system: | Reinforced |
| 2. Mains supply voltage: | ≤ 250 V r.m.s. |
| 3. Operating voltage: | as listed above |
| 4. Peak operating voltage: | 538 V (Items 3, 4, 5, 10)
560 V (Items 6a, 6b, 7, 8a, 8b, 9) |
| 5. Pollution degree: | 2 |
| 6. Flammability classification rating: | V-0 |
| 7. Maximum operating temperature: | as listed above |



This schedule must be read in conjunction with the test certificate identified above and may not be published except in full including the certificate.

Prepared by: BSI Product Services Maylands Avenue Hemel Hempstead Hertfordshire HP2 4SQ